



# CONTRACT SPECIALTY

## BOTTOM UP ROLLER SHADE

Clutch Control


The OpenLight Contract Bottom Up Shading System is an innovative system, perfect for ground floor or office applications where privacy and light harvesting are required. Bottom Up shades let the natural light in from the top of the window while shading the bottom section for privacy and solar control. Utilizing OpenLight Contract manual or motorized systems combined with an innovative self-levelling hem bar adjusting system which limits service calls and ensures a long, trouble free life of the system.

### FEATURES

- OpenLight Contract Clutch uses our patented "Velvetrol" configuration to reduce friction, stress and pressure on moving parts allowing for longer life.
- OpenLight Contract Clutch mechanism disengages to 90% of its holding force allowing for lower pull forces needed to raise larger shading systems.
- Permanently lubricated clutch design made of Teflon and glass-filled Nylon (Nylon 6) and surgical grade polymers will not degrade over time and are impervious to heat and moisture.
- OpenLight Stainless Steel ball chain is rated to 120 lbs. of pull strength to resist breakage due to standard wear and tear as well as abuse.
- Newly designed Heavy Duty Idler assembly consists of Teflon and glass filled nylon to eliminate noise and resist wear and tear for the life of the shading system.
- OpenLight chain safety tensioners reach the ANSI/WCMA A100.1-2018 standard and are approved by the Consumer Product Safety Commission to prevent a hazardous loop from being formed to eliminate strangulation hazards.
- Powder coated steel box brackets 1/16" thick

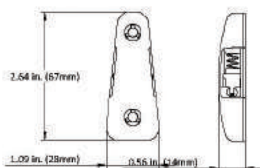


### BRACKET COLOURS

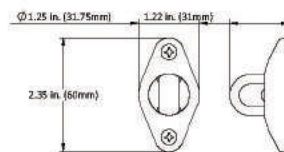


### CHILD SAFE OPTIONS

#### Chainhold

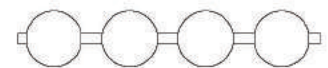


#### Safety Hold 3



### CHAIN OPTIONS

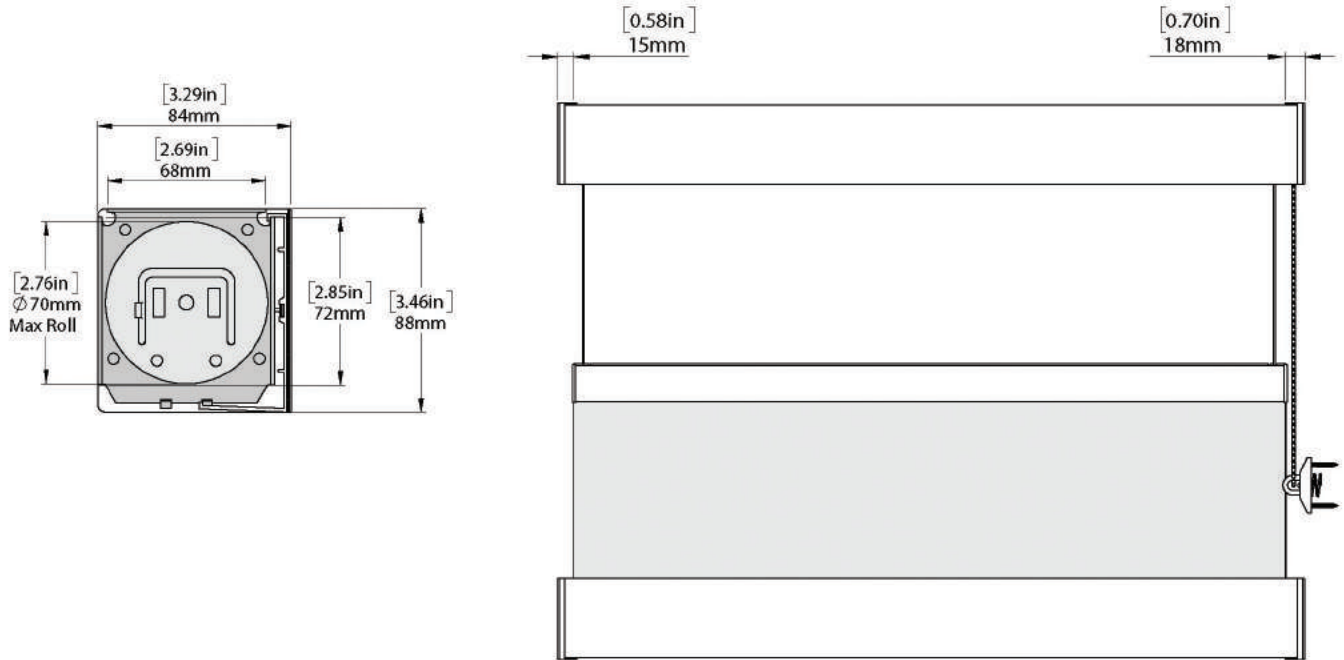
#### Stainless Steel or NPS



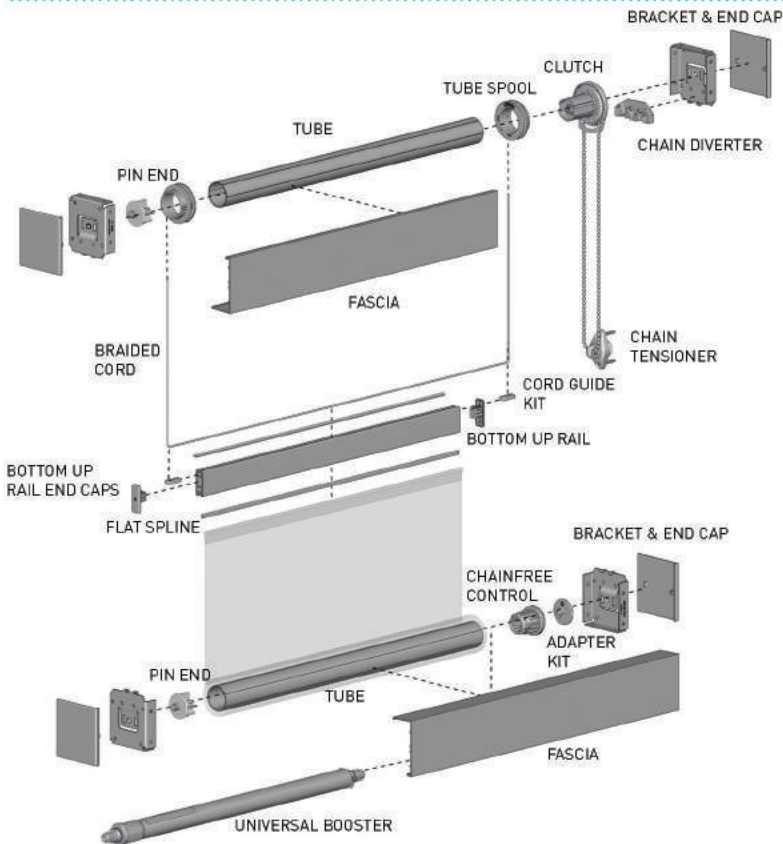
APPROXIMATELY 50-51 BALLS PER FOOT  
 NICKLE PLATED STEEL: AVG. TENSILE STRENGTH 50LBS  
 STAINLESS STEEL: AVG. TENSILE STRENGTH 120LBS



## FRONT & SIDE VIEW

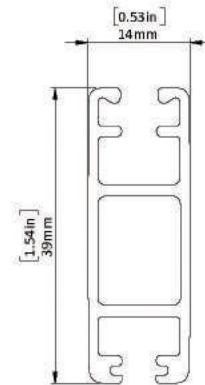


## SCHEMATIC



## BOTTOM RAIL OPTIONS

### Bottom Up Rail



## SYSTEM UPGRADES

### 5" Pocket

[for hidden recess mounts]



### L & I Clips

[for hidden recess mounts]



### Edge Side Channels

[for improved light blackout]



LOW VOC



NRC



LEED



HPD

Match this solution with any of our sunscreen, blackout or high performance fabrics for a complete finished solution. See our document library for comprehensive information including HPD, LEED & NRC specifications.